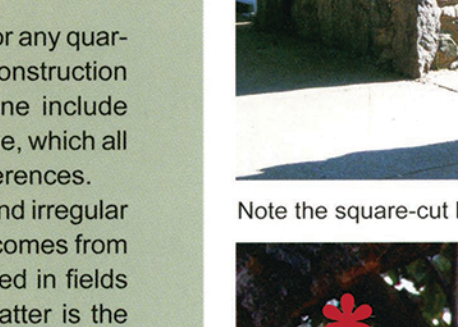
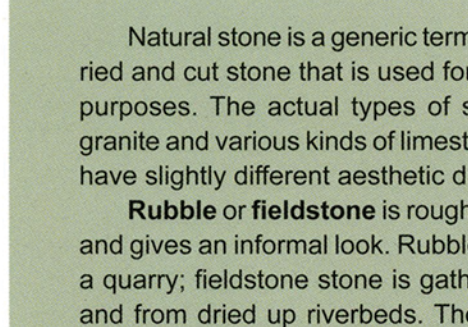



FENCES, GATES, & WALLS



A Schiffer Book

E. ASHLEY ROONEY

Types of Stone

Natural stone is a generic term for any quarried and cut stone that is used for construction purposes. The actual types of stone include granite and various kinds of limestone, which all have slightly different aesthetic differences.

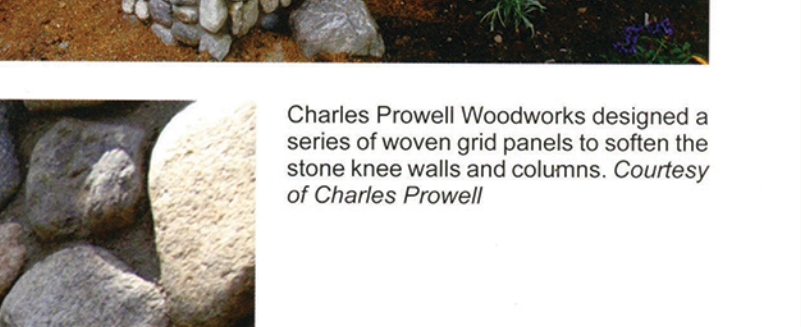
Rubble or **fieldstone** is rough and irregular and gives an informal look. Rubble comes from a quarry; fieldstone stone is gathered in fields and from dried up riverbeds. The latter is the best choice for traditional rock walls. Usually masses of irregular rough pieces, the stones are trimmed when necessary, to fit against each other. Rubble masonry may be coursed or un-coursed, dry laid, or laid in mortar. A more formal or architectural appearance is created by cut stone or by stones with naturally flat planes that fit together neatly such as slate and some limestone.

Ashlars, "dressed stone" or "cut stone," is also a quarried stone product, but it is cut into more consistent rectangular blocks. Because it gives the mortar a smooth flat surface, it works well in mortared walls or as a facing for a wall. The stones are laid in courses similar to mortared brick, and the joints are finished in a similar way.

Trimings are cut stone used to form special courses, moldings, bases, or copings for walls. These stones are usually cut in matched lengths from two to four feet in length, match marked so that they may be placed in the order that they were cut, and fastened together by means of iron dowels in the joints.




Note the square-cut base mid-way up the stone pillar.



20



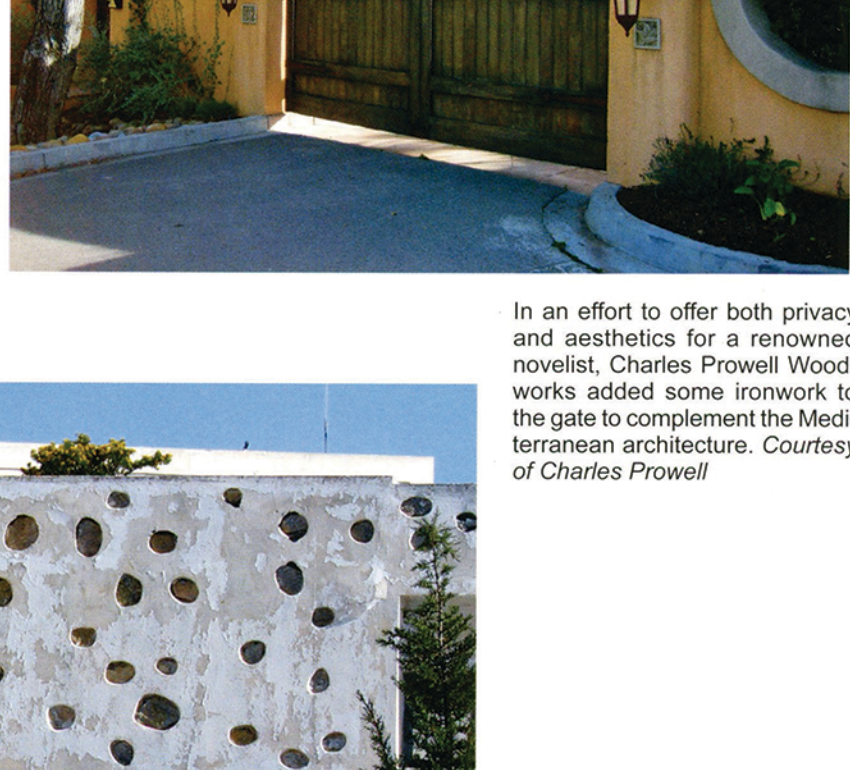
Charles Prowell Woodworks designed a series of woven grid panels to soften the stone knee walls and columns. Courtesy of Charles Prowell



21



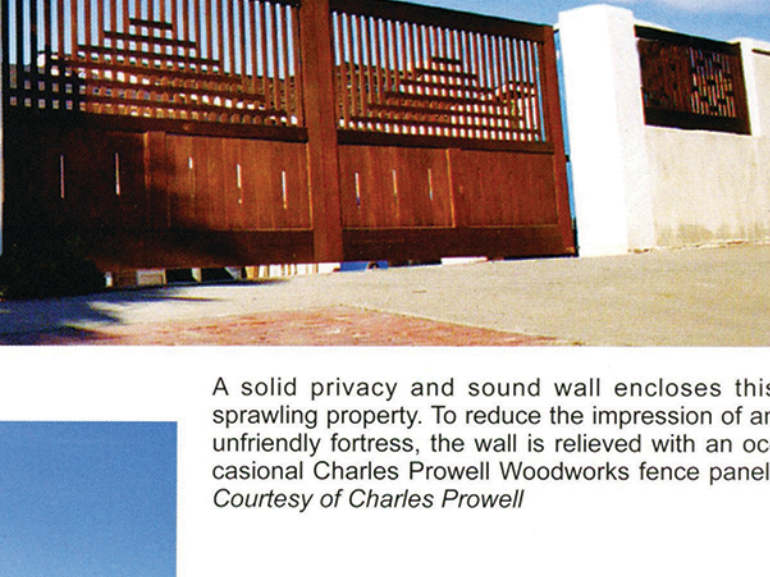
These walls have a Mediterranean feel.



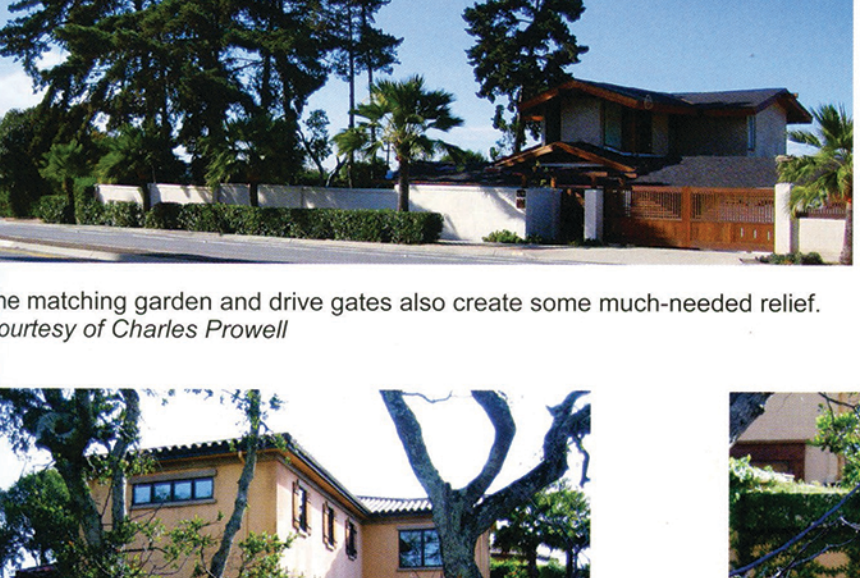
In an effort to offer both privacy and aesthetics for a renowned novelist, Charles Prowell Woodworks added some ironwork to the gate to complement the Mediterranean architecture. Courtesy of Charles Prowell




42



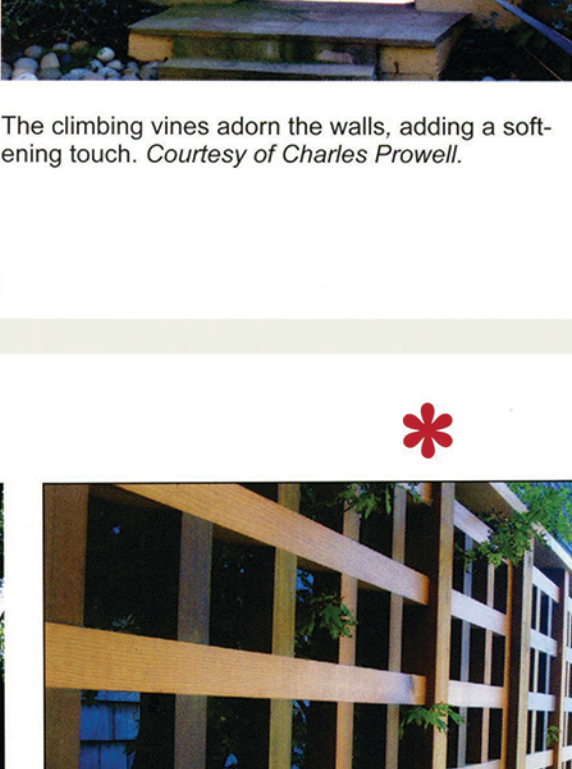
A solid privacy and sound wall encloses this sprawling property. To reduce the impression of an unfriendly fortress, the wall is relieved with an occasional Charles Prowell Woodworks fence panel. Courtesy of Charles Prowell



The matching garden and drive gates also create some much-needed relief. Courtesy of Charles Prowell



A solid masonry wall flanks this solid garden gate designed by Charles Prowell Woodworks. Courtesy of Charles Prowell



The climbing vines adorn the walls, adding a softening touch. Courtesy of Charles Prowell.

43



Classic redwood lattice panels surround the deck. Courtesy of Ernest Braun, California Redwood Assn.



The disparity between a lattice fence and a flush-joined grid are exemplified in this Charles Prowell Woodworks' original. Courtesy of Charles Prowell



This privacy screen adds visual interest to the back yard. The lowered construction is a sophisticated way to let in light and breezes while maintaining privacy. Courtesy of Jeff Weissman, California Redwood Assn.

48




Landscaping obscures the view in or out of this elegant Walpole Woodworkers lattice fence. Courtesy of Walpole Woodworkers



This Charles Prowell Woodworks original is a landscape-friendly design of lower mortised pickets and upper joined grids. Courtesy of Charles Prowell

49

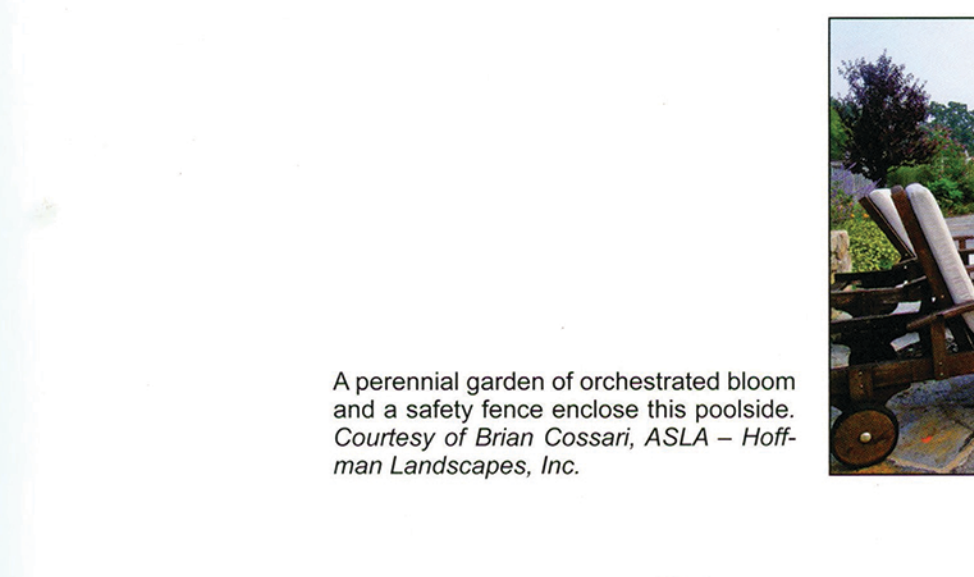


Blending with an existing arbor, this simple post and rail style fence offers both security and elegance. Design details such as the kickboard and the cap rail create visual interest. Courtesy of Ernest Braun, California Redwood Assn.




This Charles Prowell privacy fence is sectioned into two lower levels of solid floating panels. These are showcased with a flush-joined upper grid, serving to soften the sheer height of a nine-foot barrier. Courtesy of Charles Prowell

68



To demarcate the boundaries between an entry foyer and a pool terrace, Charles Prowell Woodworks designed repeating open grid panels and gates to diffuse the weight of the overarching arbor. Courtesy of Charles Prowell



A perennial garden of orchestrated bloom and a safety fence enclose this poolside. Courtesy of Brian Cossar, ASLA - Hoffman Landscapes, Inc.

103