

Viewed as approaching the enclosure

GARBAGE ENCLOSURE

[illegible]

PO# 2524--HEISER  
GARBAGE ENCLOSURE

Prowell Woodworks  
800.466.1850

Carefully review this drawing and noted specifications for you made-to-order product. Final approval is required before production can begin, at which point no returns or refunds will be granted. You will receive an e-signature link to transmit your final approval.

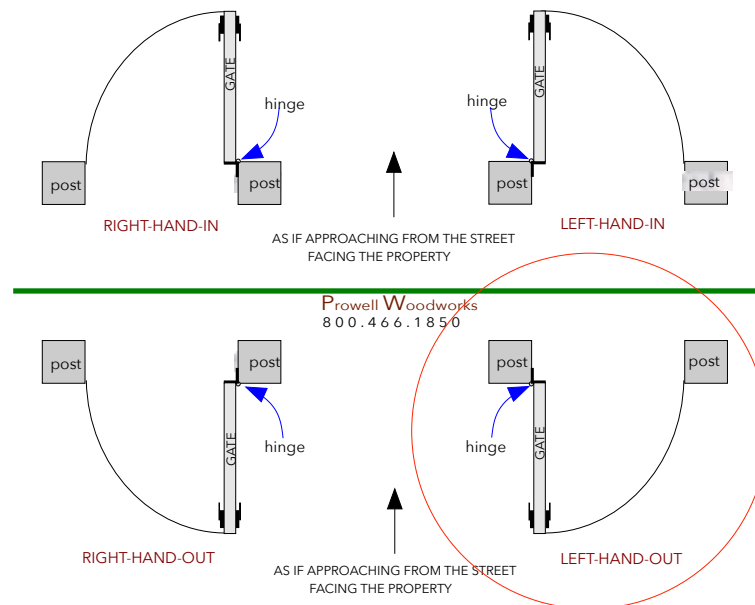
Dated: JUNE 10, 2025

POSTS AND POST CAPS NOT INCLUDED

HEISER---GARBAGE ENCLOSURE GATE PRODUCT SPECIFICATIONS / NOTES

**Product:** Gate Style #101  
**Material:** Clear Western Cedar  
**Construction:** Mortise and Tenon  
**Dimension:** R.O. 32" x 72" ht from grade  
**Thickness:** 1-5/8"  
**Swing Direction:** Left-Hand-Out

**Hardware:** One RMH metro latch e236. L135 lever. WBL  
**Hinges:** Three 4.5" ball-bearing **Finish:** Pre-weather  
**Lead Time:** 8+/- wks from approval  
**Ship To:** Pebble beach, CA  
**Notes:** Two identical flanking panels 15" net width  
\* Posts set in 1" from edge of slab



PROWELL Woodworks  
800.466.1850

PO# 2524--HEISER

Dated: JUNE 10, 2025

GARBAGE ENCLOSURE--BACK PANELS-1-5/8" thickness

2-1/4" Typ

5-1/4"

2.7"

2-1/4"

2.65" Remainder

2.7"

1-5/8" T x 2-1/4" W

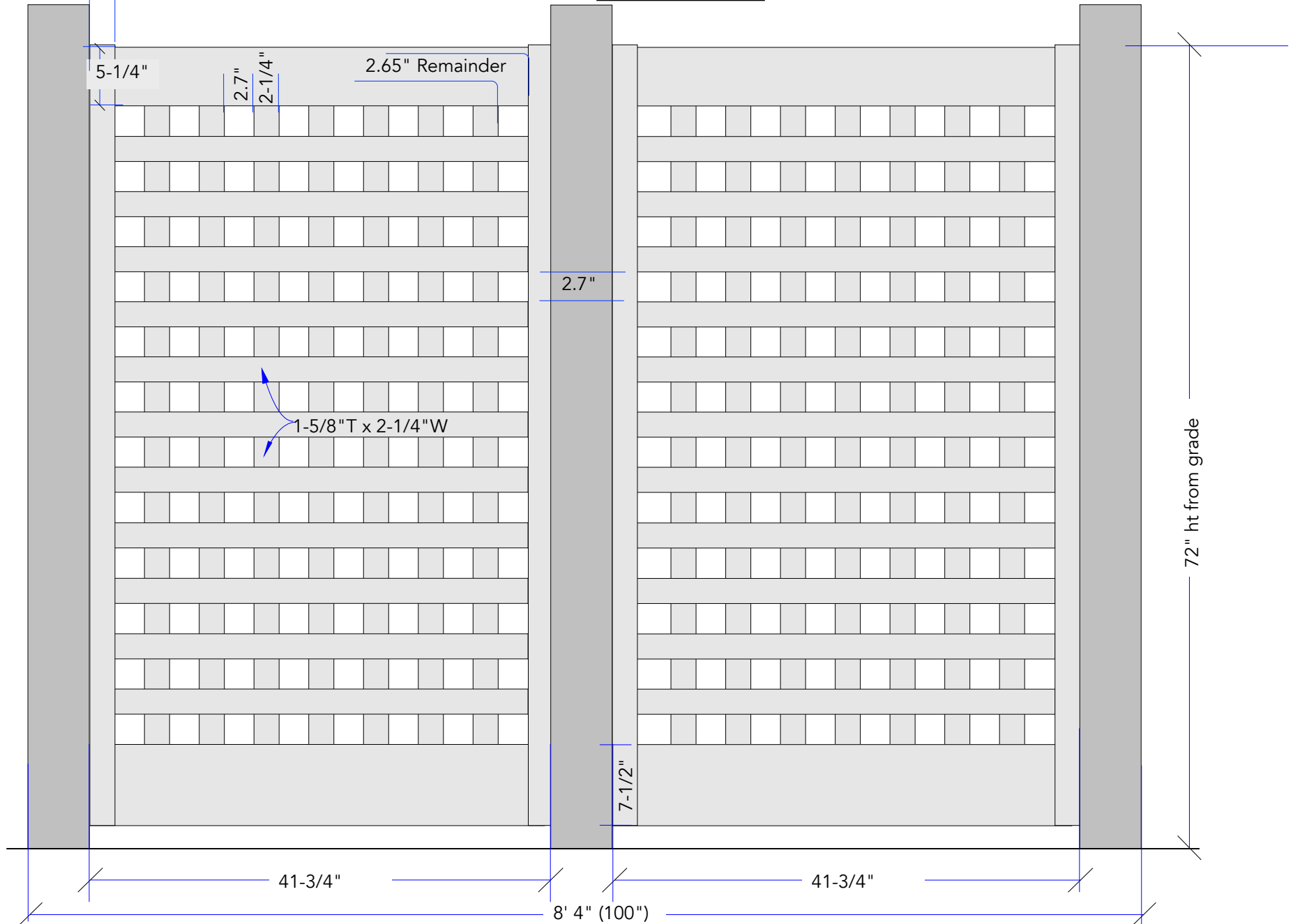
7-1/2"

72" ht from grade

41-3/4"


41-3/4"

8' 4" (100")



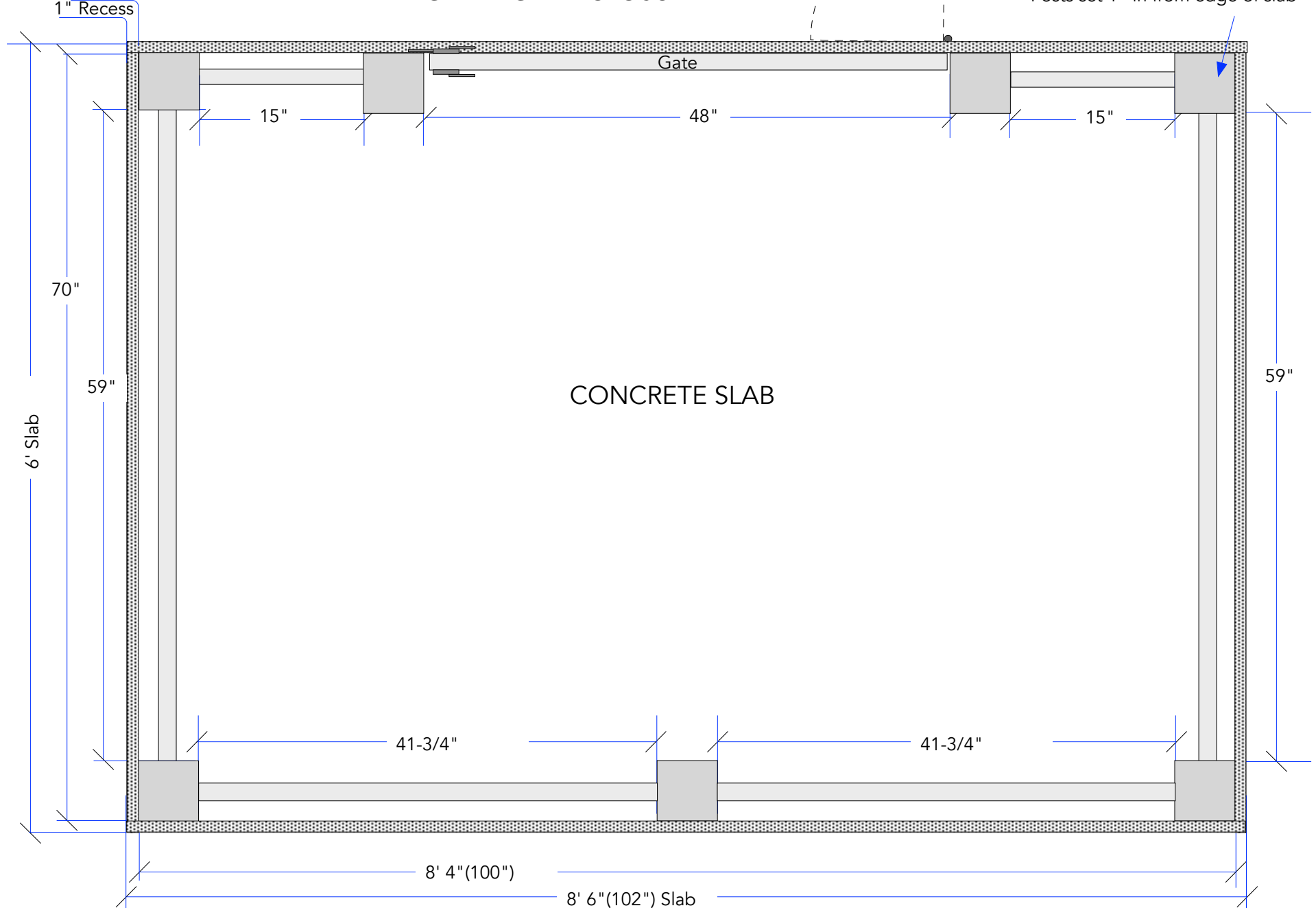
GARBAGE ENCLOSURE--TWO IDENTICAL SIDE PANELS-1-5/8" thickness

Dated: JUNE 10, 2025



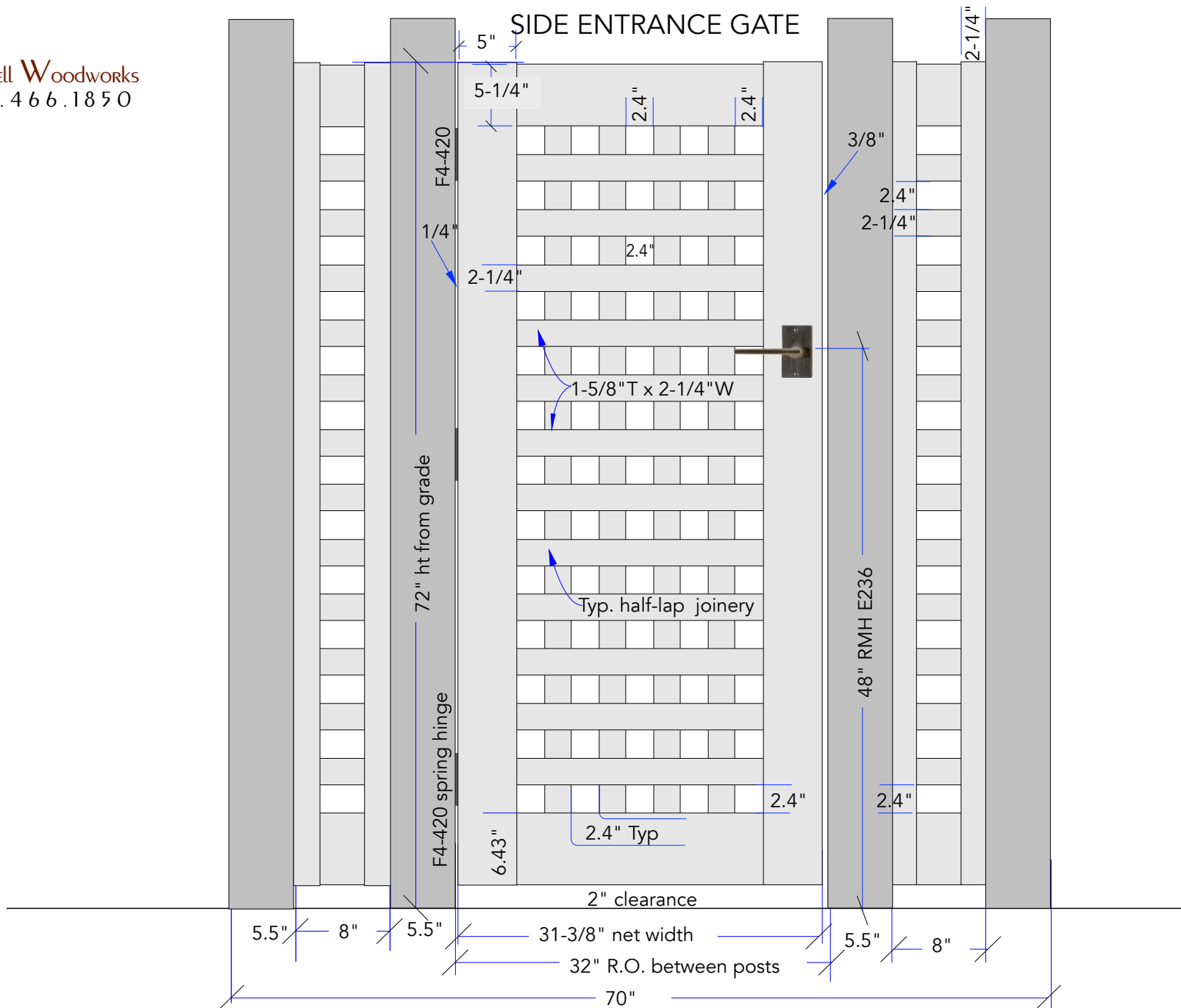
GARBAGE ENCLOSURE-PLAN VIEW

Posts set 1" in from edge of slab



Viewed as approaching the enclosure

**P**ROWELL **W**OODWORKS  
800.466.1850



Carefully review this drawing and noted specifications for you made-to-order product. Final approval is required before production can begin, at which point no returns or refunds will be granted. You will receive an e-signature link to transmit your final approval.	
POSTS AND POST CAPS NOT INCLUDED	
HEISER---SIDE GATE PRODUCT SPECIFICATIONS / NOTES	
<p><b>Product:</b> Side Gate Style #101</p> <p><b>Material:</b> Clear Western Cedar</p> <p><b>Construction:</b> Mortise and Tenon</p> <p><b>Dimension:</b> R.O. 32" x 72" ht from grade</p> <p><b>Thickness:</b> 1-5/8"</p> <p><b>Swing Direction:</b> Left-Hand-Out</p>	<p><b>Hardware:</b> One RMH metro latch e236. L135 lever. WBL</p> <p><b>Hinges:</b> One coastal bronze template F4-420 hinge and two spring hinges F4-455</p> <p><b>Finish:</b> Pre-weather</p> <p><b>Lead Time:</b> 8+/- wks from approval</p> <p><b>Ship To:</b> Pebble beach, CA</p> <p><b>Notes:</b> Two identical narrow flanking panels 8" net width</p>

