

GATE #1

Exterior Front Left Gate

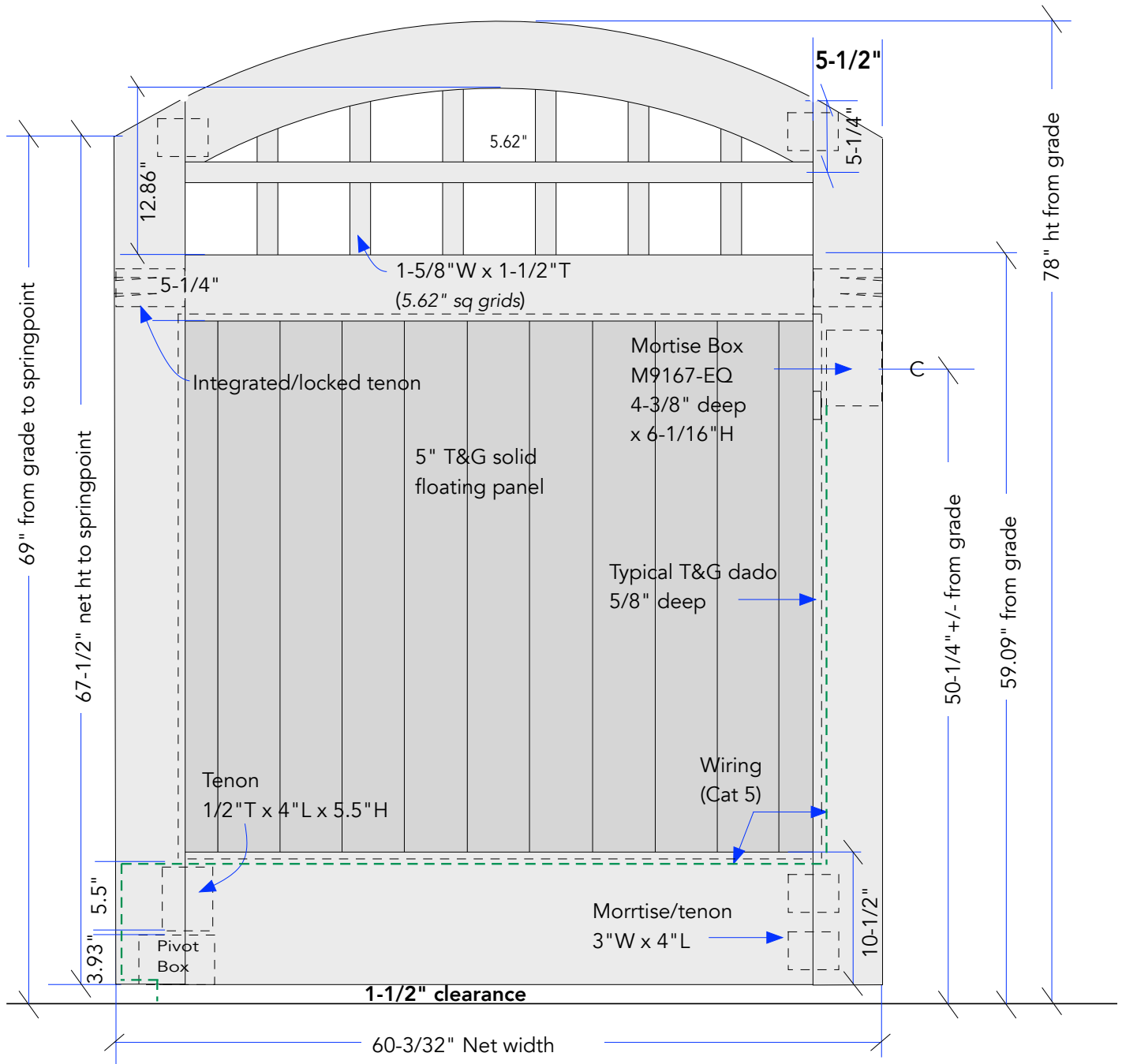
5.62" SQ GRIDS---LH-OUT SWING

Radius: 55.71°

Showing Typical Wiring Schematic
and T&G Dado depths

Feb 1 revisions:

- *Add two grid columns. from 8.51" to 5.62" grids
- *59.09" from grade to top of mid-rail
- *Raised the mortise lock below the mid-rail tenon
- *10-1/2"W bottom rail



PO#2602--FOUNTAIN--Gate style #20----- **thickness: 2-1/4"**

PROWELL Woodworks
800.466.1850

Dated: Feb 2, 2026

GATE #2
Exterior Front Right Main Gate

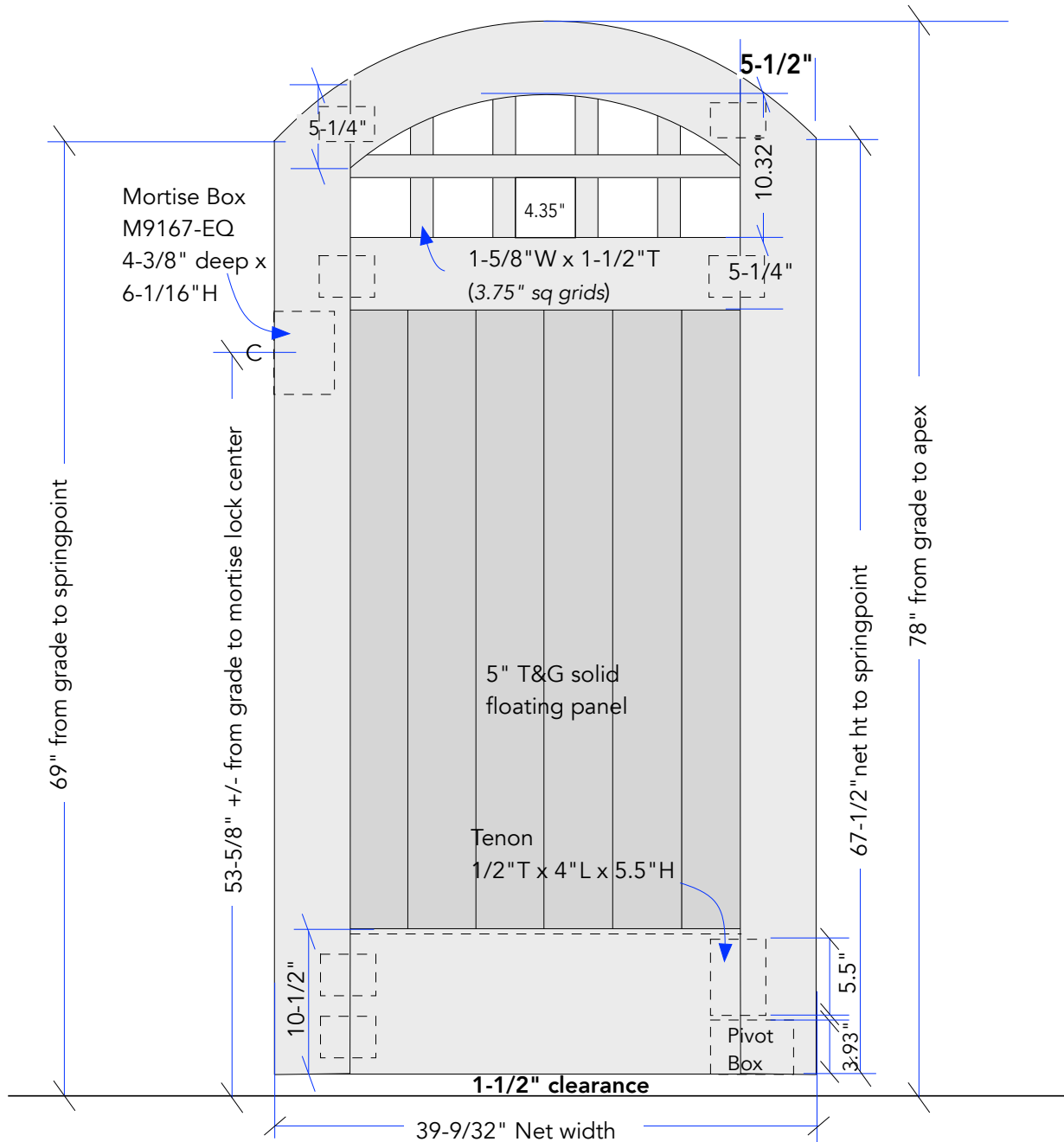
4.35" SQ GRIDS---RH-OUT SWING

Radius 29.61°

Revisions:

* Mortise lock below the mid-rail

*10-1/2" bottom rail



GATE #3

Exterior Front Right Outside Trash Enclosure Gate

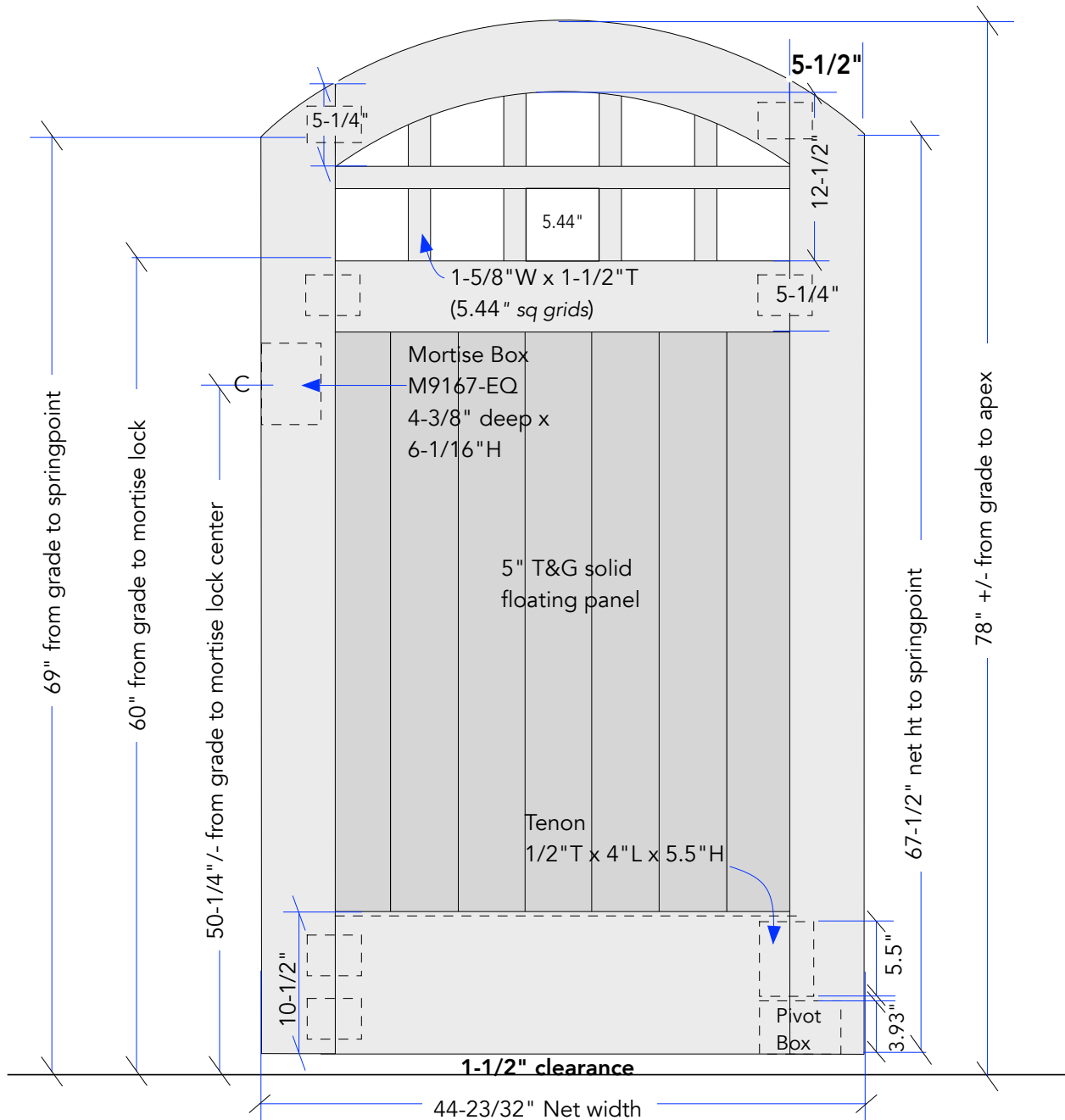
5.44" SQ GRIDS---RH-OUT SWING

Radius 33.64°

Revisions:

*Mortise lock below the mid-rail

* 10-1/2" W bottom rail



GATE #4

Exterior Front Right Inside Trash Enclosure Gate

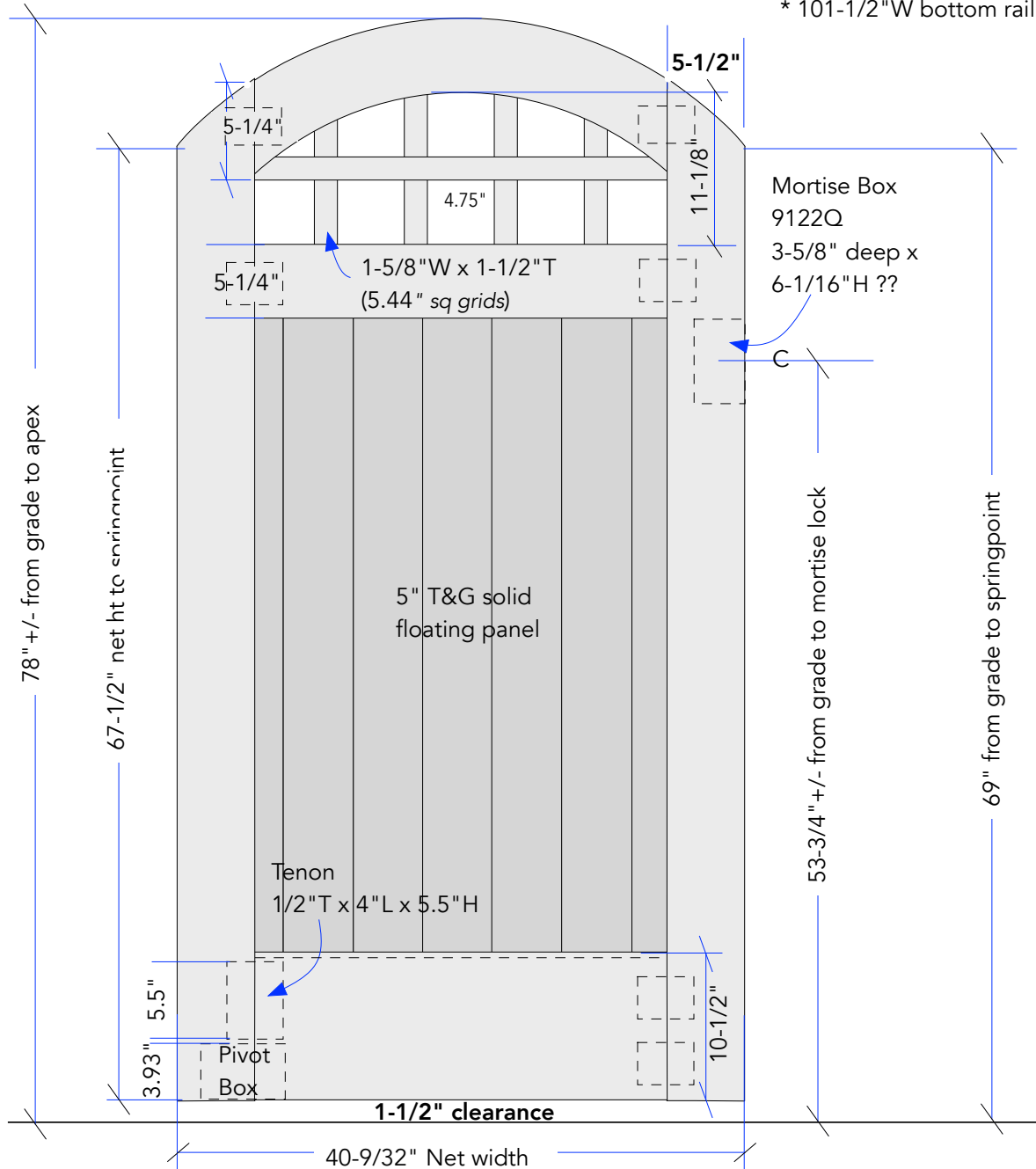
4.75" SQ GRIDS---LH-IN SWING

Radius 26.91

Revisions:

*Mortise Lock below the mid-rail

* 101-1/2"W bottom rail



PO#2602--FOUNTAIN--Gate style #20----- **thickness: 2-1/4"**

PROWELL **W**OODWORKS
800.466.1850

Dated: Feb 2, 2026

GATE #5

Pool House Shower Gate

2.02" SQ GRIDS---LH-IN SWING

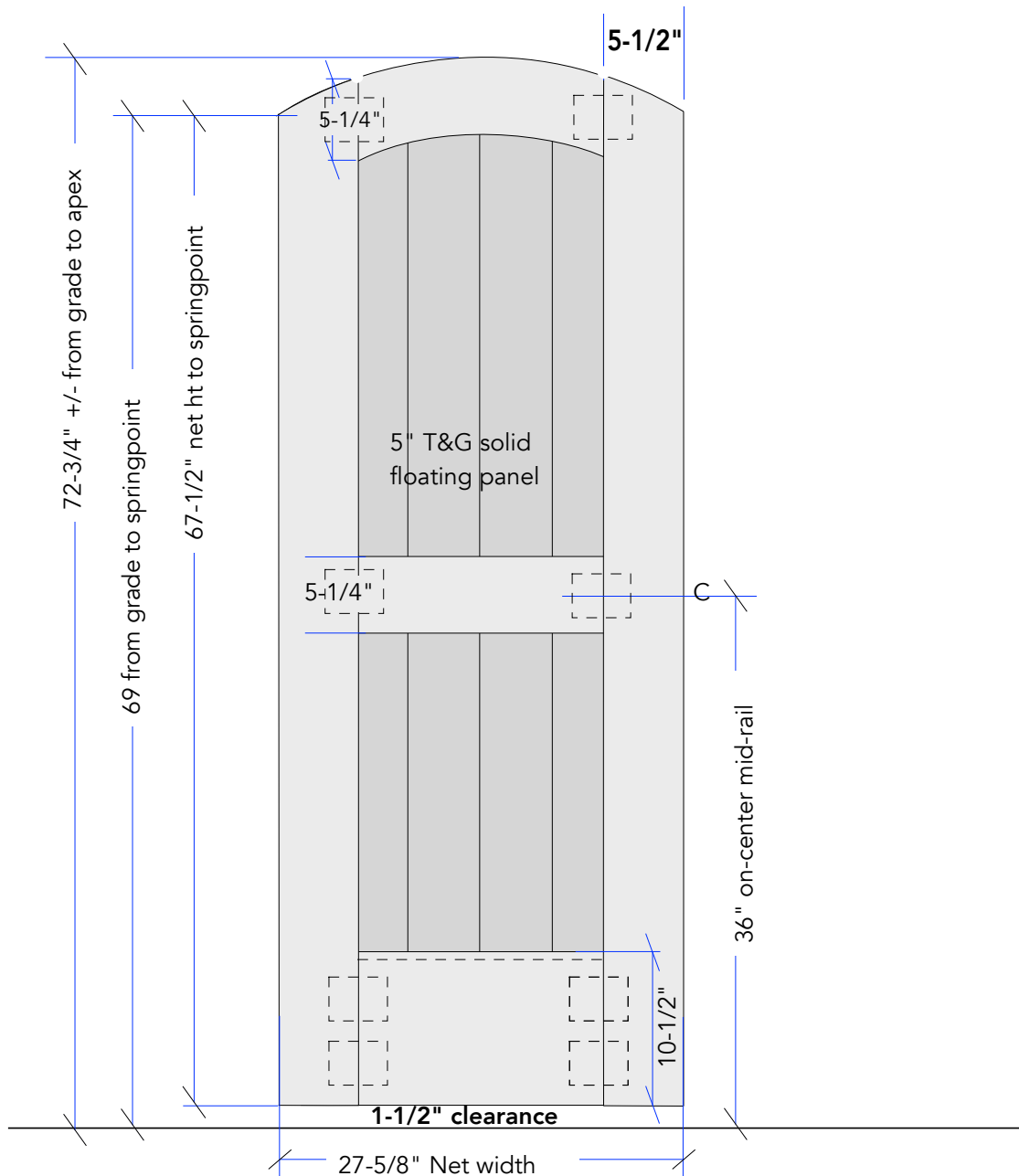
Radius 26.91

Jan 6 revisions:

* Mortise Box above the mid-rail

* 10-1/2"W bottom rail

No Embedded Wiring



GATE #6

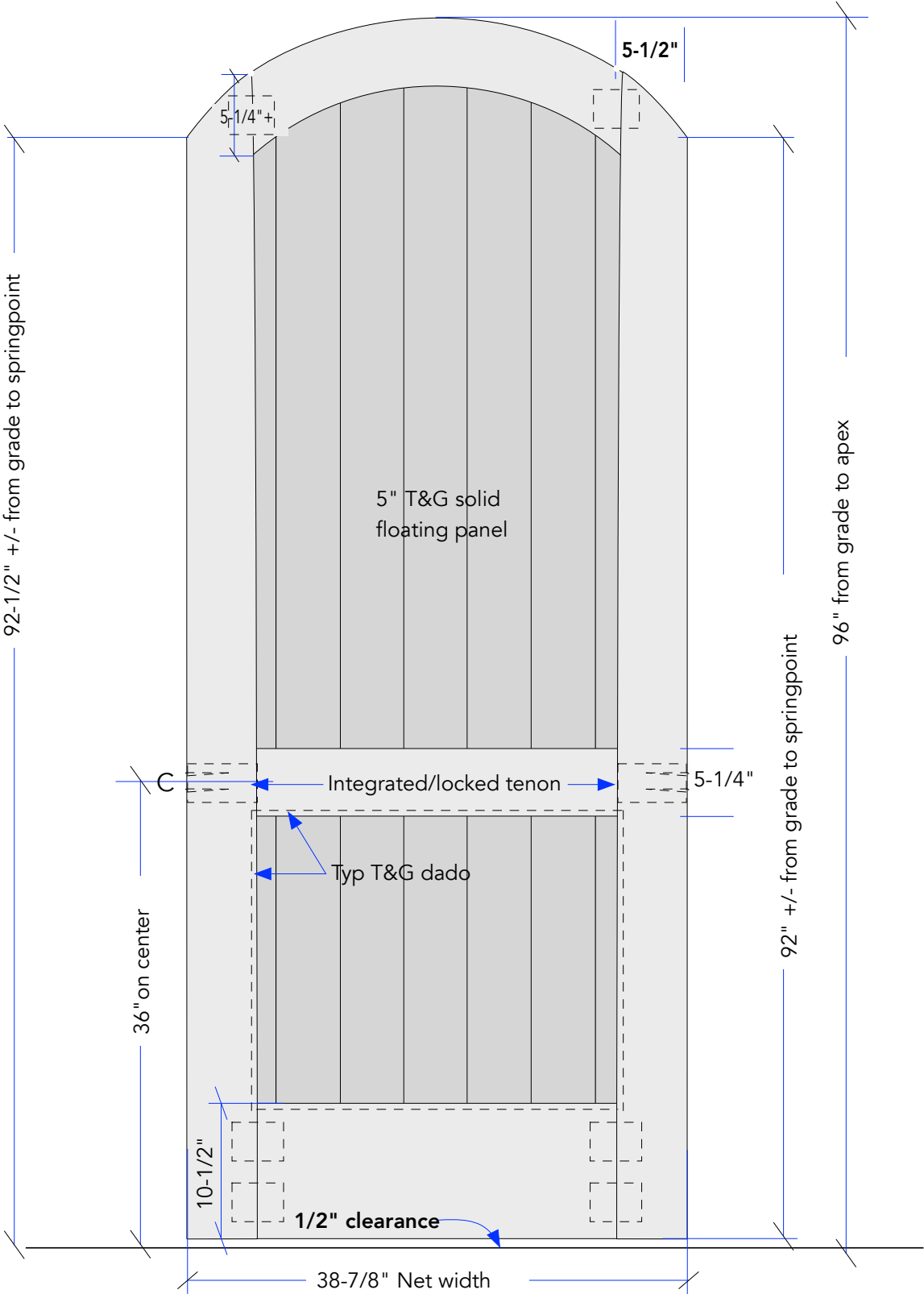
Creek Rear Gate

Dated: Feb 2, 2026

- revisions:
- * Mid-rail at 36" O.C. with integrated tenons.
 - * 1-1/2"W bottom rail

4.47" SQ GRIDS---SWING: Not applicable
Radius 26.91"

No Embedded Wiring



Carefully review this drawing and noted specifications for you made-to-order product. Final approval is required before production can begin, at which point no returns or refunds will be granted. You will receive an e-signature link to transmit your final approval.

POSTS AND POST CAPS NOT INCLUDED

GATE #1 FOUNTAIN --- PRODUCT SPECIFICATIONS / NOTES	
Product: Gate Style #20 Material: Clear Western Cedar Construction: Mortise and Tenon Dimension: Net 60-3/32" X 69" ht from grade to spring-point (78" grade to apex) Thickness: 2-1/4" Swing Direction: Left-Hand-Out	Latch: Site-Provided Hinge: N/A Finish: No Lead Time: Approx 2 months from approval Ship To: Palo Alto, CA Notes: Embedded wiring *5-1/2"W stiles. 10-1/2" Bottom rail *1-1/2" bottom clearance

GATE #2 FOUNTAIN --- PRODUCT SPECIFICATIONS / NOTES	
Product: Gate Style #20 Material: Clear Western Cedar Construction: Mortise and Tenon Dimension: Net 39-9/32" X 69" ht from grade to spring-point (78" grade to apex) Thickness: 2-1/4" Swing Direction: Right-Hand-Out	Latch: Site-Provided Hinge: N/A Finish: No Lead Time: Approx 2 months from approval Ship To: Palo Alto, CA Notes: Embedded wiring *5-1/2"W stiles. 10-1/2" Bottom rail *1-1/2" bottom clearance

GATE #3 FOUNTAIN --- PRODUCT SPECIFICATIONS / NOTES	
Product: Gate Style #20 Material: Clear Western Cedar Construction: Mortise and Tenon Dimension: Net 44-23/32" X 69" ht from grade to spring-point (78" grade to apex) Thickness: 2-1/4" Swing Direction: Right-Hand-Out	Latch: Site-Provided Hinge: N/A Finish: No Lead Time: Approx 2 months from approval Ship To: Palo Alto, CA Notes: Embedded wiring *5-1/2"W stiles. 10-1/2" Bottom rail *1-1/2" bottom clearance

GATE #4 FOUNTAIN --- PRODUCT SPECIFICATIONS / NOTES	
Product: Gate Style #20 Material: Clear Western Cedar Construction: Mortise and Tenon Dimension: Net 40-9/32" X 69" ht from grade to spring-point (Maintain gate #2 radius) Thickness: 2-1/4" Swing Direction: Left-Hand-In	Latch: Site-Provided Hinge: N/A Finish: No Lead Time: Approx 2 months from approval Ship To: Palo Alto, CA Notes: Embedded wiring * 5-1/2"W stiles. 10-1/2" Bottom rail *1-1/2" bottom clearance

GATE #5	FOUNTAIN --- PRODUCT SPECIFICATIONS / NOTES
<p>Product: Gate Style #31</p> <p>Material: Clear Western Cedar</p> <p>Construction: Mortise and Tenon</p> <p>Dimension: Net 27-5/8" X 69" ht from grade to spring-point (Maintain gate #2 radius)</p> <p>Thickness: 2-1/4"</p> <p>Swing Direction: Left-Hand-In</p>	<p>Latch: Site-Provided</p> <p>Hinge: N/A</p> <p>Finish: No</p> <p>Lead Time: Approx 2 months from approval</p> <p>Ship To: Palo Alto, CA</p> <p>Notes: NO Embedded wiring</p> <p>* 5-1/2"W stiles. 10-1/2" Bottom rail</p> <p>*1-1/2" bottom clearance</p>

GATE #6	FOUNTAIN --- PRODUCT SPECIFICATIONS / NOTES
<p>Product: Gate Style #31</p> <p>Material: Clear Western Cedar</p> <p>Construction: Mortise and Tenon</p> <p>Dimension: Net 38-7/8" X 96" ht from grade to apex (Maintain gate #2 radius)</p> <p>Thickness: 2-1/4"</p> <p>Swing Direction: Right-Hand-Out</p>	<p>Latch: Site-Provided</p> <p>Hinge: N/A</p> <p>Finish: No</p> <p>Lead Time: Approx 2 months from approval</p> <p>Ship To: Palo Alto, CA</p> <p>Notes: NO Embedded wiring</p> <p>* 5"W stiles. 10-1/2" Bottom rail</p> <p>*1/2" bottom clearance</p>

